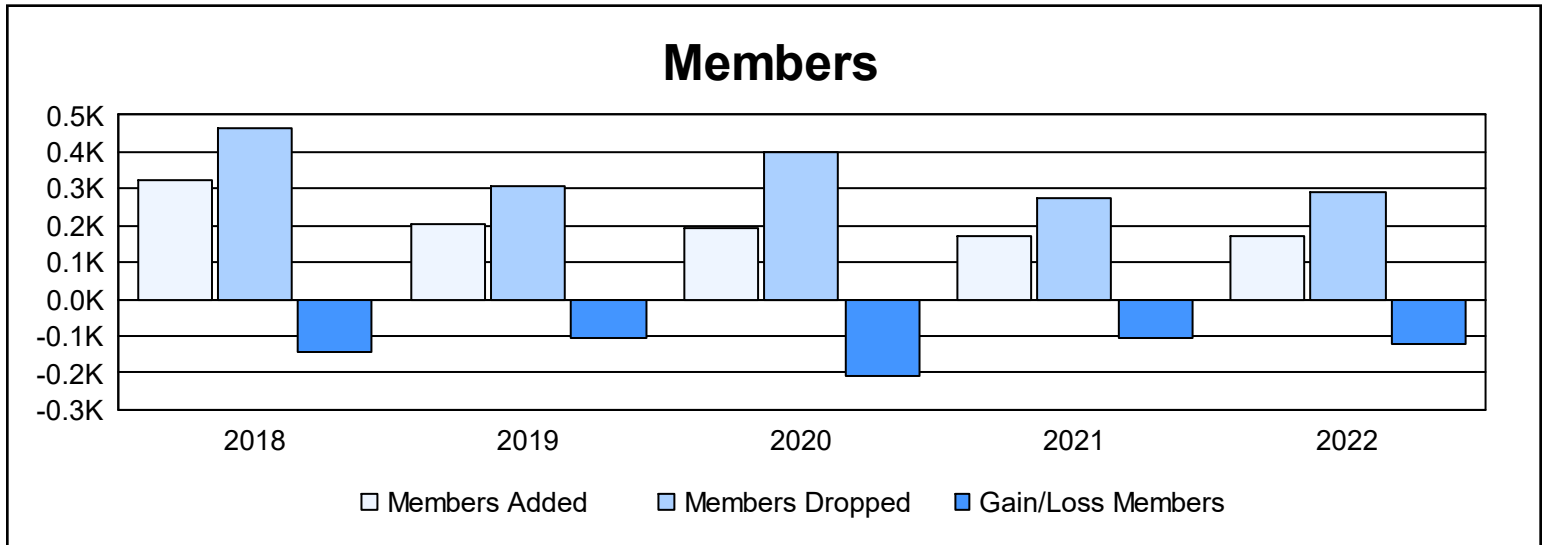
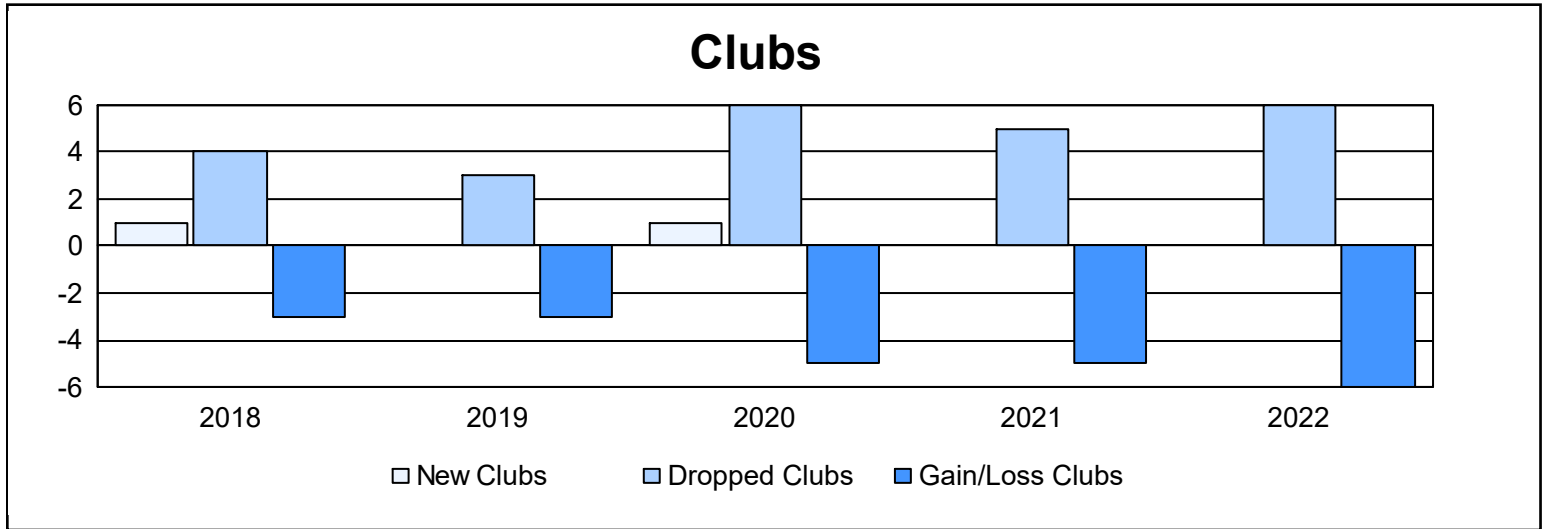
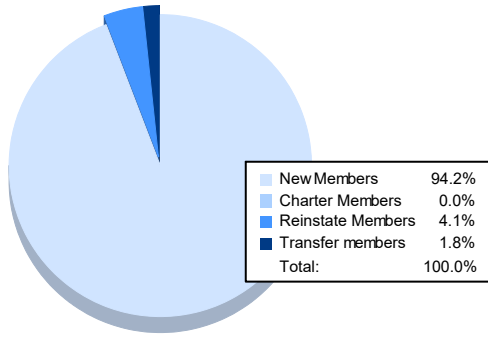


| Year           | New Clubs | Dropped Clubs | Gain/ Loss Clubs | New Members | Charter Members | Reinstate Members | Transfer Members | Total Member Added | Total Members Dropped | Gain/ Loss Members |
|----------------|-----------|---------------|------------------|-------------|-----------------|-------------------|------------------|--------------------|-----------------------|--------------------|
| 2017-2018      | 1         | 4             | -3               | 264         | 29              | 9                 | 21               | 323                | 464                   | -141               |
| 2018-2019      | 0         | 3             | -3               | 157         | 10              | 27                | 9                | 203                | 309                   | -106               |
| 2019-2020      | 1         | 6             | -5               | 147         | 25              | 12                | 9                | 193                | 399                   | -206               |
| 2020-2021      | 0         | 5             | -5               | 127         | 1               | 37                | 5                | 170                | 277                   | -107               |
| 2021-2022      | 0         | 6             | -6               | 161         | 0               | 7                 | 3                | 171                | 291                   | -120               |
| <b>Average</b> | <b>0</b>  | <b>5</b>      | <b>-4</b>        | <b>171</b>  | <b>13</b>       | <b>18</b>         | <b>9</b>         | <b>212</b>         | <b>348</b>            | <b>-136</b>        |



### Membership Composition June 2022 Cumulative



### Gender Composition June 2022 Cumulative

